

INTERNET BANKING

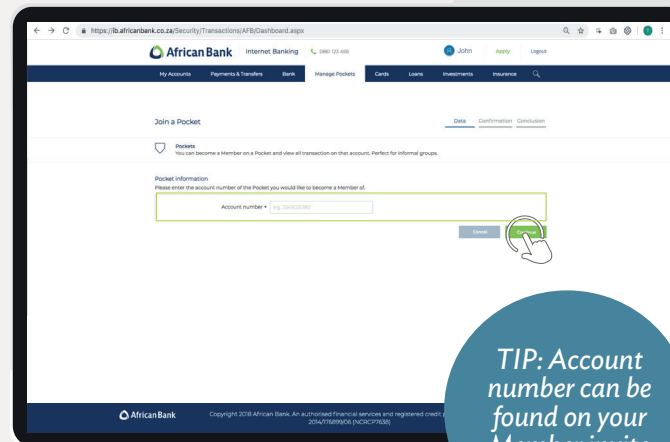
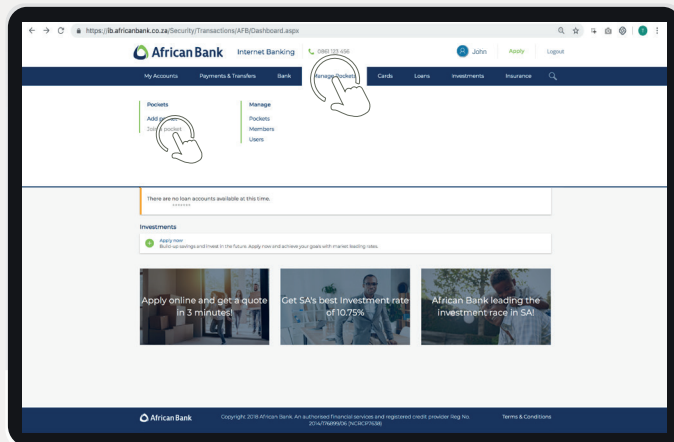
HOW THE MEMBER JOINS THE POCKET ACCOUNT

MyWORLD

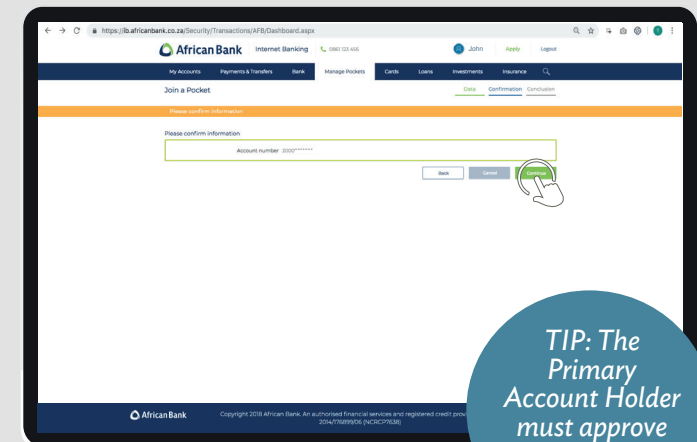
This should take about 20 seconds

The invited Member registers for an online banking profile via internet banking or by downloading the African Bank App

**THE MEMBER LOGS ON TO THEIR
INTERNET BANKING PROFILE TO BEGIN**



TIP: Account number can be found on your Member invite SMS



TIP: The Primary Account Holder must approve the Member request

1 STEP
**Go to
MANAGE POCKETS**
Click **JOIN A POCKET**

2 STEP
**Enter the account number
of the Pocket you would like
to become a Member of**
Click **CONTINUE**

3 STEP
Confirm details
Click **CONTINUE**

For more How To's, visit our **Knowledge Centre**
<https://www.africanbank.co.za/en/home/knowledge-centre>