

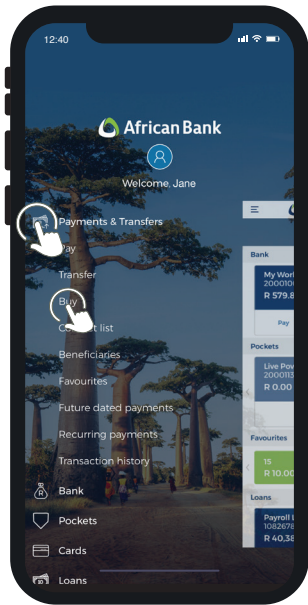
BANKING APP

This should take you about

2
MINS


HOW TO BUY PREPAID ELECTRICITY

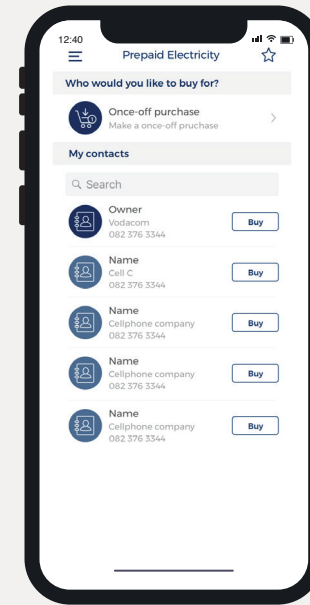
▶ LOG ON TO YOUR BANKING APP TO BEGIN



1 STEP
Open the App menu and **Select PAYMENTS & TRANSFERS**
▼
Choose BUY



2 STEP
Select
▼

Prepaid Electricity

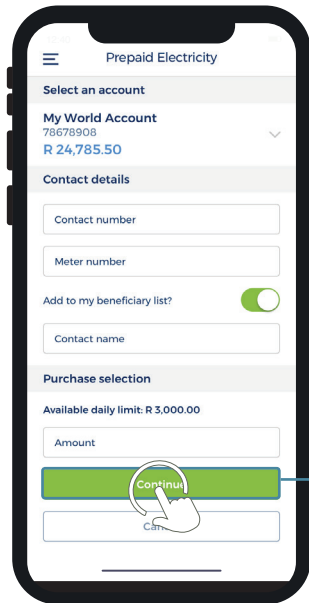


3 STEP
Select the contact that the electricity will be bought for
OR
Make a once-off purchase

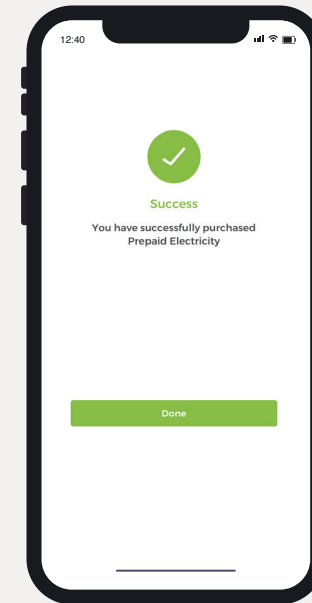
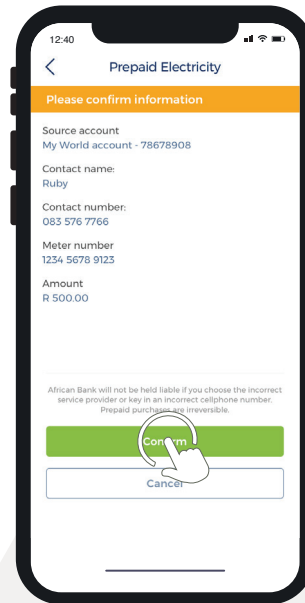
HOW TO BUY PREPAID ELECTRICITY

For more How To's, visit our
Knowledge Centre

<https://www.africanbank.co.za/en/home/knowledge-centre>



*TIP: Click
Continue
to proceed to the
next step*



4 STEP

Choose the account which will be responsible for the payment
&
Enter the recipient's details, including their phone number, meter number and their name
&
Enter the desired amount of funds

5 STEP

Confirm that the information you have entered is correct

▶ You have successfully purchased prepaid electricity