

Banking App

HOW TO REGISTER



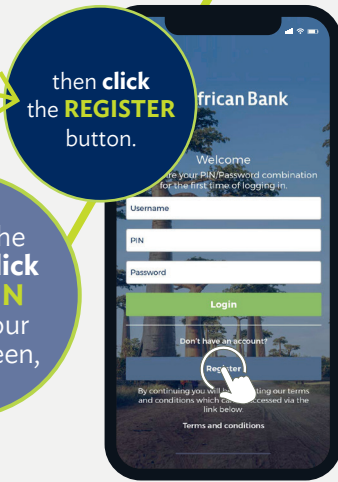
Download the App by scanning this QR code
OR search for African Bank on the Google Play or App Store to download and install.



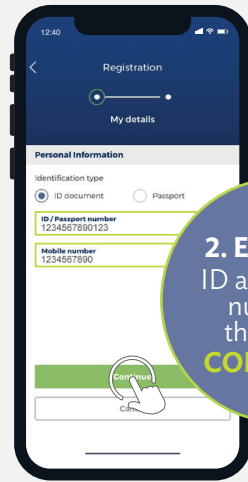
You'll need an **EMAIL ADDRESS, MOBILE NUMBER** and **ID NUMBER** to register on the App.



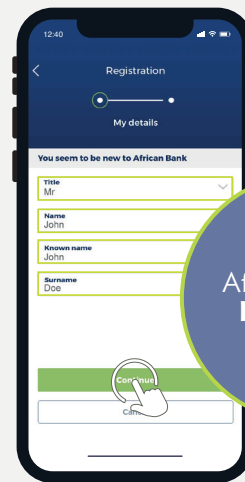
1. Open the App and **click** the **LOGIN** icon on your device screen,



then **click** the **REGISTER** button.

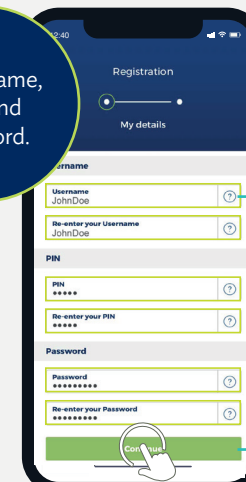


2. Enter your ID and mobile numbers, then **click** **CONTINUE**.



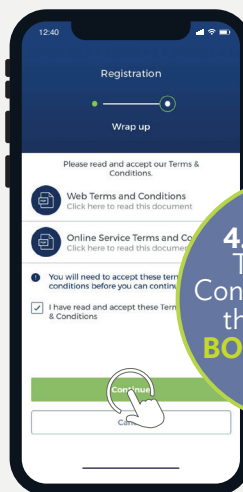
3. New to African Bank? Enter your details,

a Username, PIN and Password.



TIP: Click the ? icon where it appears for more info on selecting your username, PIN and password.

TIP: Click CONTINUE to proceed as you complete each section.



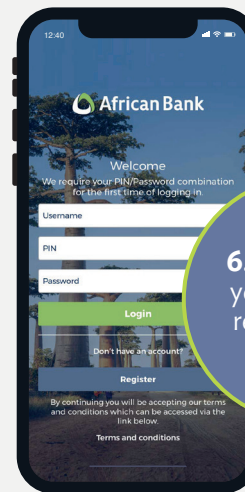
4. Read our Terms and Conditions, **click** the **CHECK BOX** to accept,



then **click** **CONTINUE**.



5. You have successfully registered! **Click** **DONE**.



6. Welcome, you are now ready to log in.

REGISTRATION SHOULD TAKE YOU ABOUT 2 MINUTES.