

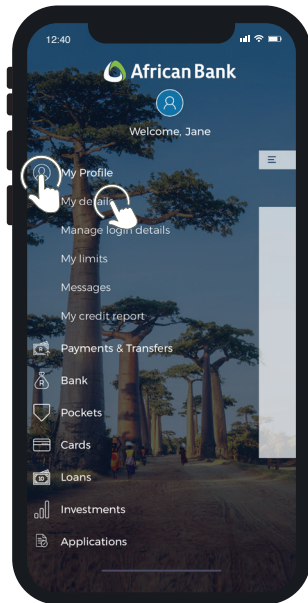
## BANKING APP

This should take you about

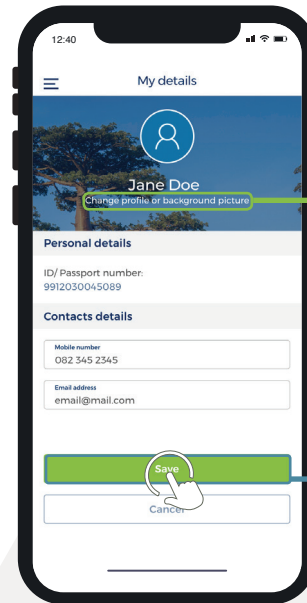
2  
MINS

# HOW TO CHANGE PROFILE SETTINGS

▶ LOG ON TO YOUR BANKING  
APP TO BEGIN

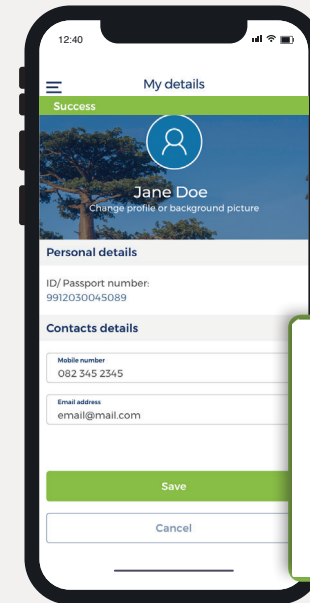


**1** STEP  
Open the App menu, tap 'MY PROFILE'  
Select MY DETAILS



**TIP:**  
Click "Change profile or background picture" to personalise your profile

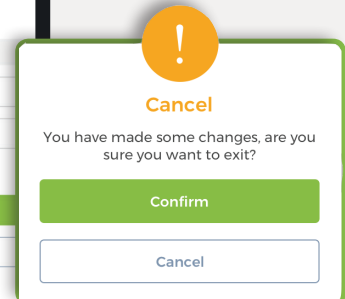
**2** STEP  
Change your contact details



▶ You have successfully updated your details

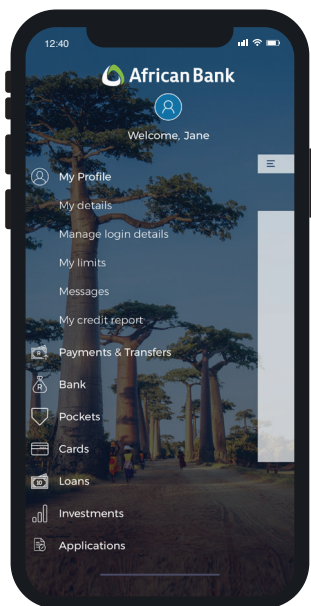
**TIP:**  
Tap the save button to ensure that your changes are not lost

A **POP-UP** WILL APPEAR ON YOUR SCREEN IF YOU HAVE NOT SAVED YOUR CHANGES. **CLICK CANCEL** AND **TAP SAVE** TO ENSURE YOUR DETAILS WILL BE UPDATED



# HOW TO CHANGE PROFILE SETTINGS

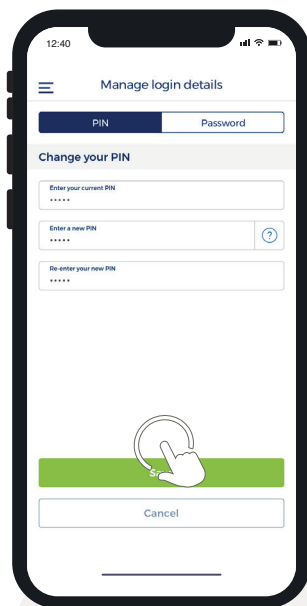
CHANGING YOUR LOGIN DETAILS



**1** STEP

Open the App menu, tap **'MY PROFILE'**

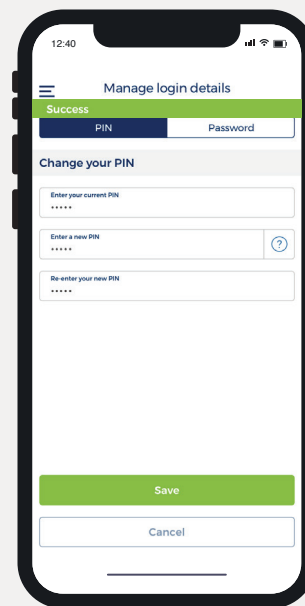
Select **'MANAGE LOGIN DETAILS'**



**2** STEP

Select either **PIN** or **PASSWORD** tab

Enter current PIN/ Password, **enter** your new PIN/Password and **re-enter** new PIN/ Password



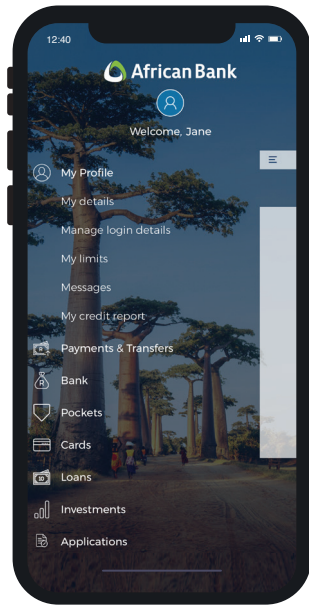
▶ You have successfully updated your login details

# HOW TO CHANGE PROFILE SETTINGS

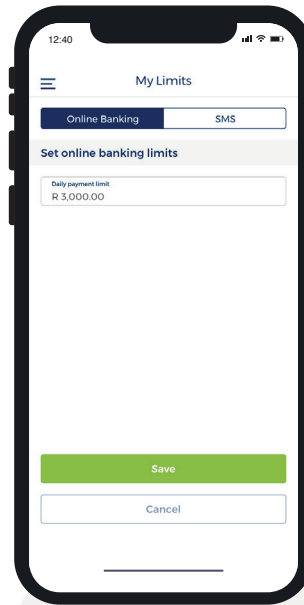
CHANGING YOUR LIMITS

For more How To's, visit our  
**Knowledge Centre**

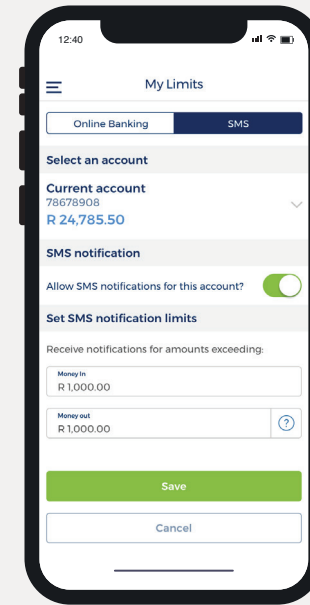
<https://www.africanbank.co.za/en/home/knowledge-centre>



**1** STEP  
Open the App menu,  
tap **'MY PROFILE'**  
Select **'MY LIMITS'**



**2** STEP  
Change your *daily  
payment limit* on the  
Online Banking tab



**3** STEP  
Select the SMS tab  
Select the account where  
you would like to change SMS  
notifications  
You have successfully updated  
your banking limits