

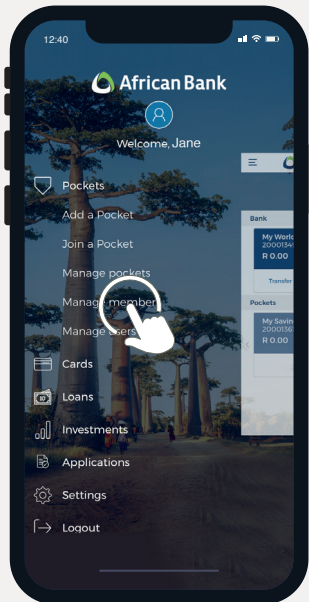
## BANKING APP

# HOW TO ACCEPT A MEMBER TO A POCKET ACCOUNT

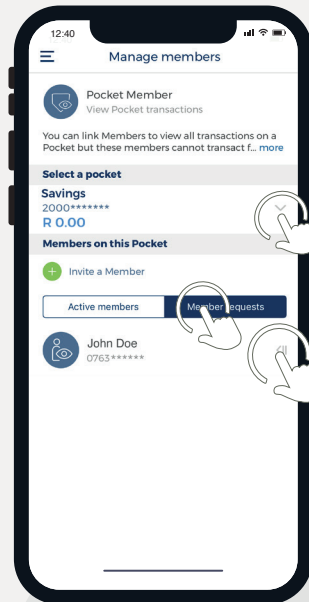
MyWORLD

This should take about 20 seconds

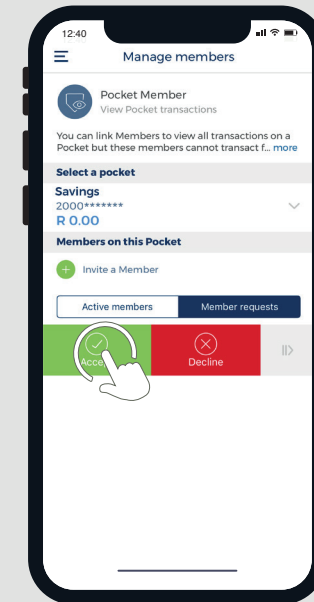
THE PRIMARY ACCOUNT HOLDER LOGS ON TO THEIR BANKING APP TO BEGIN



**1** STEP  
**Go to menu** ☰  
**Tap POCKETS**  
**Tap MANAGE MEMBERS**



**2** STEP  
**Select a Pocket**  
**Tap MEMBER REQUESTS**  
**Select MEMBER**



**3** STEP  
**Tap ACCEPT**  
**Request approved**  
**Member has been successfully added to the Pocket**

For more How To's, visit our **Knowledge Centre**  
<https://www.africanbank.co.za/en/home/knowledge-centre>