


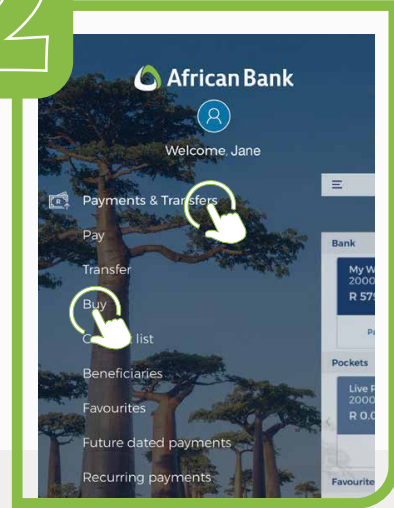
# How to buy PREPAID WATER

STEP 1



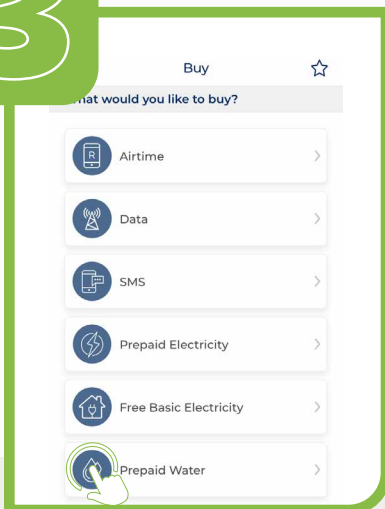
▶ Logon to your Banking App with your secure login details

STEP 2



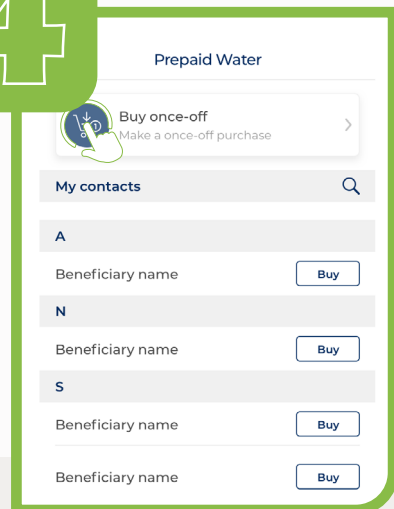
▶ Tap 'Payments & Transfers'  
▶ Tap 'Buy'

STEP 3



▶ Tap Prepaid Water

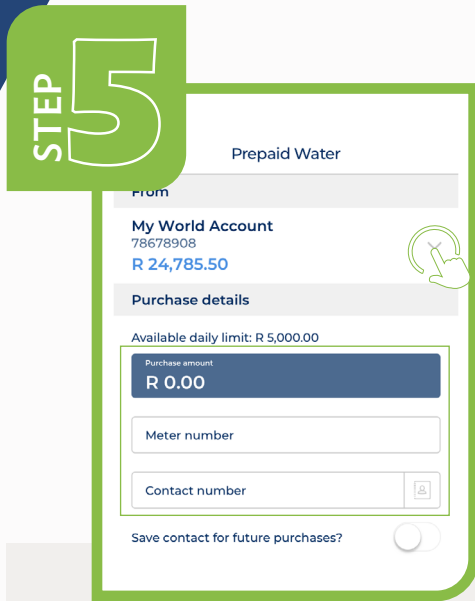
STEP 4



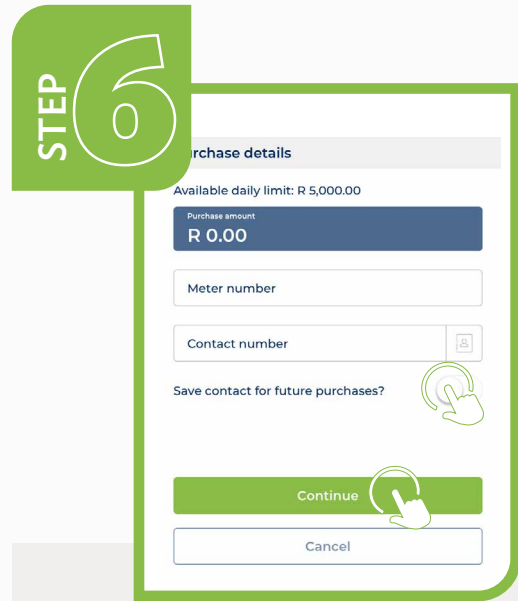
▶ Tap 'Buy once-off'

**TIP:** If you would like to make a purchase for a previously saved contact, tap 'Buy' next to contact name


# How to buy PREPAID WATER



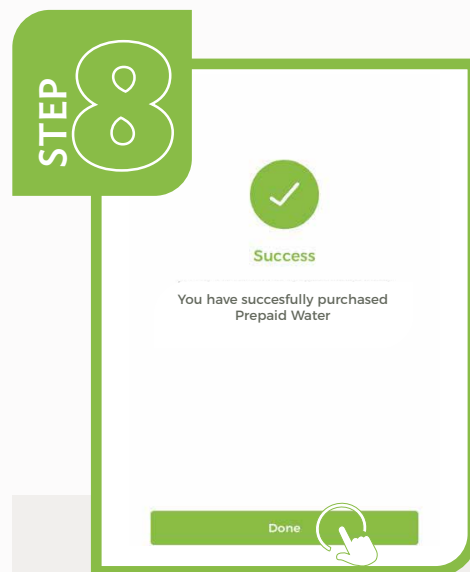
- ▶ Select account to pay from
- ▶ Enter 'amount'
- ▶ Enter 'meter number' and your 'contact number'



- ▶ Tap  if you would like to 'Save contact for future purchases'
- ▶ Tap 'Continue'



- ▶ Tap 'Confirm'



- ▶ Tap 'Done'