

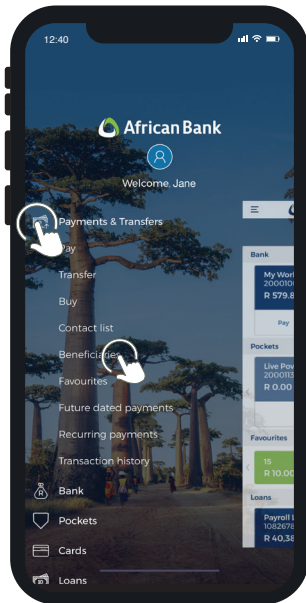
## BANKING APP

This should take you about

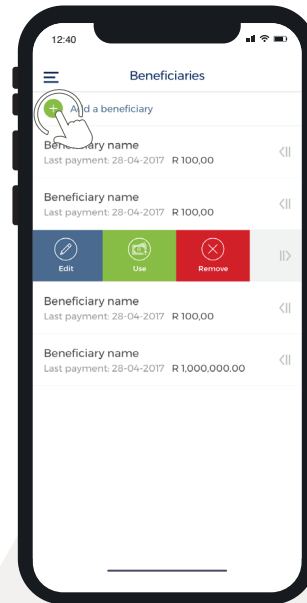
2  
MINS

# HOW TO ADD A BENEFICIARY

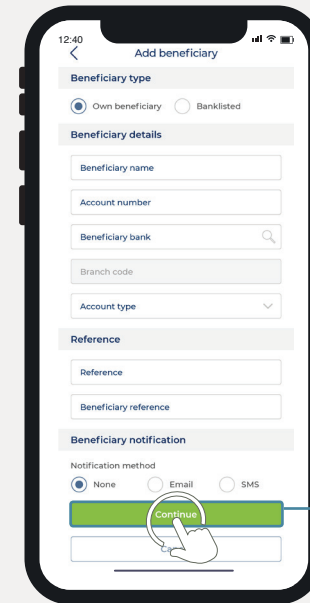
▶ LOG ON TO YOUR BANKING APP TO BEGIN



**1** STEP  
Open the App menu, and **Select PAYMENTS & TRANSFERS**  
Tap **BENEFICIARIES**



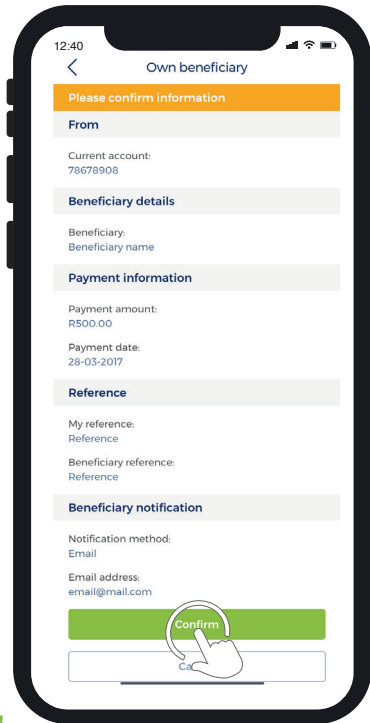
**2** STEP  
Select  
+ Add a beneficiary



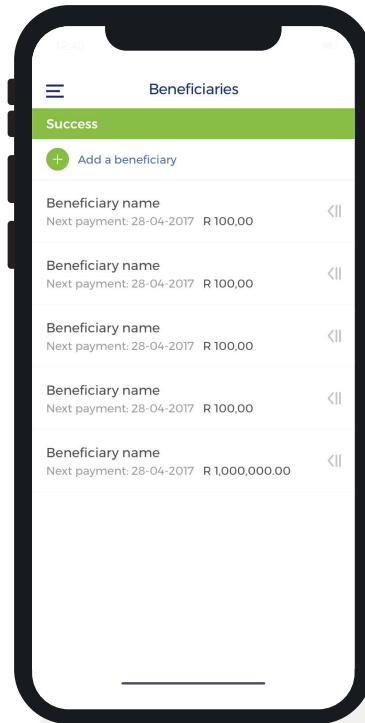
**3** STEP  
Select the beneficiary type, **enter** the beneficiary details and the type of notification  
Tap **Continue**

TIP: Click **Continue** to proceed to the next step

## HOW TO ADD A BENEFICIARY



**4** STEP **Confirm** beneficiary details  
Tap **Confirm**



▶ You have successfully added a beneficiary

For more How To's, visit our **Knowledge Centre**

<https://www.africanbank.co.za/en/home/knowledge-centre>