

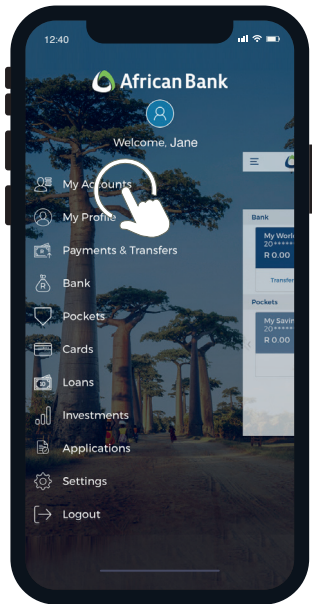
# BANKING APP

This should take you about

15  
SEC

HOW TO GET ACCOUNT DETAILS TO SWITCH  
YOUR SALARY OR MAKE DEPOSITS INTO YOUR  
**MyWORLD** ACCOUNT

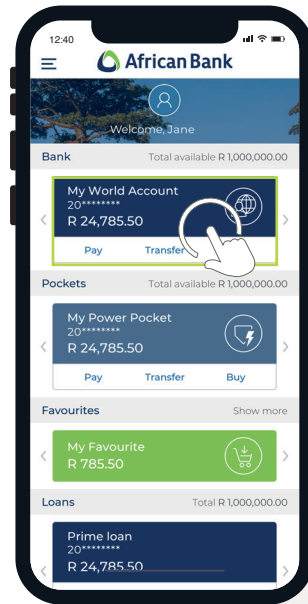
▶ **LOG IN** TO YOUR BANKING  
APP TO BEGIN



**1** STEP

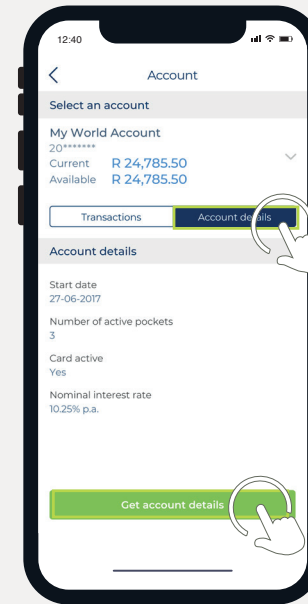
Go to **MENU** ☰

▶  
Tap **MY  
ACCOUNTS**



**2** STEP

Select an account

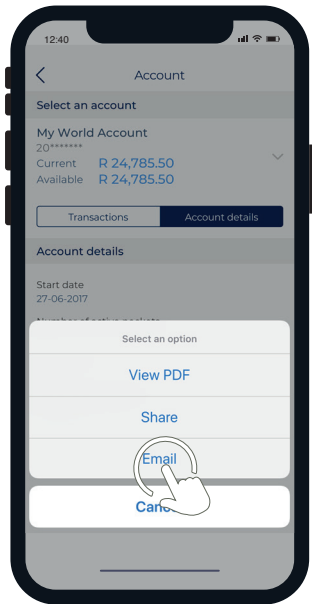


**3** STEP

Select the account  
details tab

▶  
Tap **GET  
ACCOUNT  
DETAILS**

HOW TO GET ACCOUNT DETAILS TO SWITCH YOUR SALARY OR MAKE DEPOSITS INTO YOUR MyWORLD ACCOUNT



# 4 STEP

A Select an Option, pop-up will appear

Tap **VIEW PDF** or **EMAIL** to get your account confirmation document

Tip: Check your inbox if you chose email

EARN SA's BEST RATE ON ANY POSITIVE BALANCE IN YOUR MyWORLD ACCOUNT

USE YOUR ACCOUNT DETAILS TO MAKE EFT DEPOSITS INTO YOUR MyWORLD ACCOUNT

SUBMIT YOUR ACCOUNT CONFIRMATION DOCUMENT TO YOUR EMPLOYER OR PAYROLL DEPARTMENT TO DEPOSIT YOUR SALARY INTO YOUR MyWORLD ACCOUNT

For more How To's, visit our Knowledge Centre

<https://www.africanbank.co.za/en/home/knowledge-centre>

